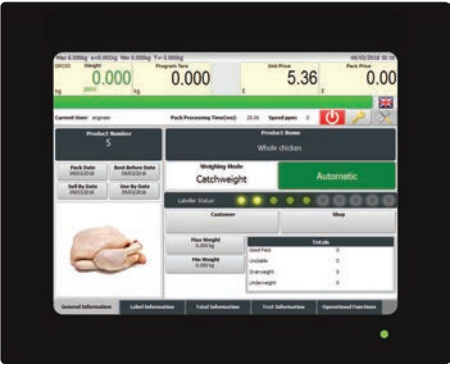


Screen

The HI-700 HS can be supplied with a 15-inch full colour display with touch screen technology. Along with our latest Operating Software; Worldview, the screen gives a clear and concise display, making the whole system user friendly and functional. The screen is a standard addition to the HI-HS and compliments the aesthetics of the machine perfectly.



Software

WorldView offers its user an almost limitless and adaptable solution to weigh price labelling. Our main aim when developing WorldView was to produce a central embedded application which continues to be as flexible and proficient as possible whilst maintaining an easy to use operational structure. The User Interface can be uniquely altered to make using the software more chronologically dynamic in the fast-paced environments of food industry. Using the complimentary networking software; WorldView Web, the software can be used from a back-office work station, with abilities to collect and review data, programme and monitor the machines remotely, and complete label designs.

HI-HS Overview

There have been moments in DIGI Europe’s history that stand out as our highest achievements and the HI-700 HS is no exception. The HI-700 HS is DIGI’s newest addition to our vast range of Weigh Price Labellers and promises to be the same reliable and efficient solution as our current models.

The HI-700 HS has a familiarity to its sister machine; the HI-700 Evo, however this machine incorporates new and innovative features that separates and distinguishes it from the former model. For example, the ultra-high-speed weigh price labeller is capable of operating at 140ppm, whilst remaining a sturdy weighing solution and with accurate, precise labelling.

The modular design along with the WorldView Software has the ability to have up to 10 top and/or bottom labellers which enables labeller swapping and single or multiple labels to be applied to the product. We can also communicate with Total Printers for Outer Case Marking.

We have replaced the bead blasted stainless-steel frame with a more up to date brushed stainless steel design. The new aesthetic design gives the HI-700 HS a fresh look and aids in cleaning to keep the machine free from contaminates throughout its performance. However much of our redesign and new features are buried a little further underneath the surface.

Specifications

Capacity: 3kg/1g 6kg/1g	Labellers/Printers: Signature Linerless Total Printer Multiple Labellers Bottom Labeller	Conveyors: 2 Conveyors 3 Conveyors Gravity Outfeed
Packs Per Minute: Up to 140*	Rejectors: RJ-700 RJi-700	Quick Release Latch Conveyors
Pack Size: 80-300mm Long 40-250mm Wide	Conveyor Height: 755-920mm 850-1015mm 945-1110mm	Powerlift
Pack Guides: Powered Side Drives Manual Guides		Sleever Interface
Pack Sensors: Angled Horizontal		Networking *Dependent upon pack sizes and label length

Signature Labeller

Application Speed:
Up to 140ppm

Print head:
80mm/108mm @ 300dpi

Label Size:
30-120mm Width
28-150mm Height

Max Label Roll:
300mm diameter

Applicator:
Touch
Airbox
NEW Concave Shoe

Label Placement:
Top
Base

Near Edge Printing

Direct Thermal

Thermal Transfer

Linerless Labeller

Application Speed:
Up to 90ppm

Print head:
80mm/108mm @ 300dpi

Label Size:
30-120mm Width
28-150mm Height

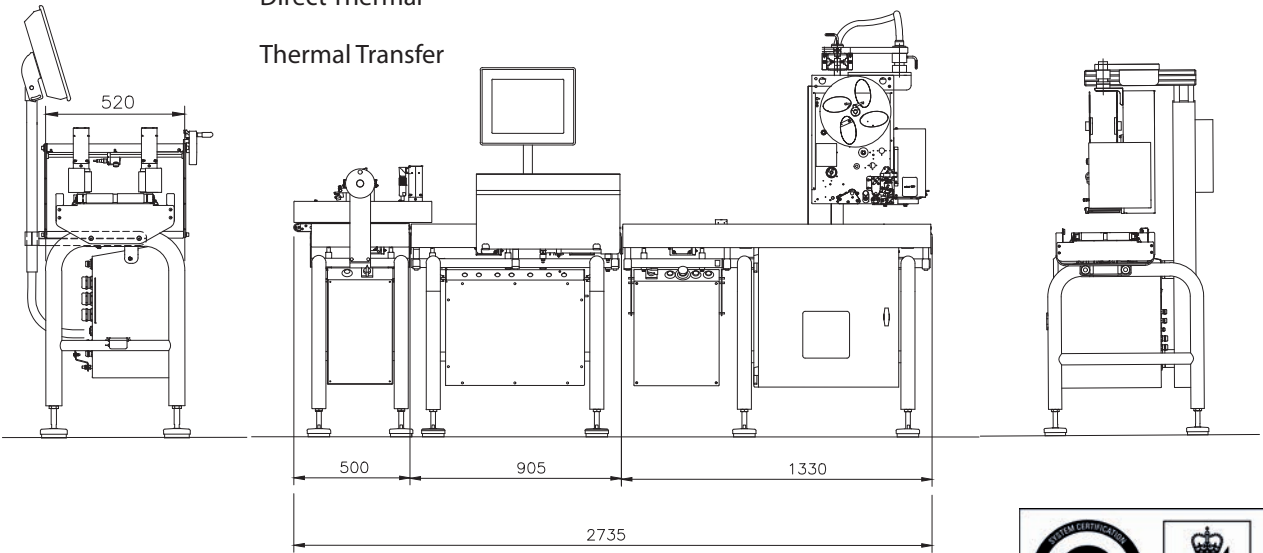
Max Label Roll:
300mm diameter

Applicator:
Touch

Label Placement:
Top
Base

Direct Thermal

Thermal Transfer



HI-700 HS

multi-labelling ultra high speed weigh price labeller

140ppm



Powered Side Drives

If using the HI-700 HS at speeds in excess of 120ppm, the adjustable Powered Side Drives can be supplied to securely guide the pack over the indexer at the correct pitch. When the indexer belt stops, the Powered Side Drives will also stop which means the pack will not slide forward with momentum.



As the Powered Side Drives prevent the pack from slipping, the label placement will be accurate. The powered Side Drives and Signature labeller ensures the perfect label placement every time.



Quick Release Latch Conveyors

In order to achieve optimum transfer and stability of packs at high speeds, DIGI has developed the new Latch Conveyors. Each conveyor has four quick release catches situated in each corner, which can be opened individually. The wider space between side frames and conveyors allows the decks to be lifted off the pins easily, without lifting it up by the belts.

The all new scale decks are designed with rubber isolators to avoid vibrations reaching the scale deck and ultimately giving false readings. As well as this, the motors are now integral to the deck meaning a smoother transition of the pack. Each new feature has improved rigidity and flatness of the deck.



Signature Concave Shoe

The new Concave Shoe applicator is designed to accompany the ultra-high-speed HI-700 HS to make it quicker and easier for end users to adjust the air flow by using the unique sliders on the label shoe to give optimum application. The new concave shoe also uses a variable vacuum fan to control the hold of the label prior to it be applied to the pack. The variable controls mean you are able to apply uniquely shaped labels including die cut and triangular.

The Concave Shoe can be adjusted to affix a label from 30mm-120mm wide and 28mm-150mm long.


As the applicator is mounted on a slide mechanism, it can also be moved away from the thermal head, which means it has the potential to apply slightly longer labels* This slide mechanism also gives easy and quick access to the thermal head for cleaning and maintenance purposes.

* We do request that full testing be completed at DEL, in order to establish reliability of labels.

Bottom Labelling

Just like it's sister machine, the HI-700 HS has the capability of base labelling however there are changes that may not be obvious at first.

The belt applicator transfer plates have been improved by levelling the surrounding area around the applicator belts to help improve application placement. As the pack now runs smoother over the applicator, each label can be applied straight and consistent with each other.




We offer two choices of high speed labeller, the Signature and the Linerless.

Signature Labeller

Since the introduction of the Signature labeller it has become an industry favourite, boasting of minimal downtime when changing labels, near edge printing, touch, airbox or new concave shoe applicators, self-centralising spool, all with precise and consistent printing and applying.

Linerless Labeller

In the Food Processing industry, environmental issues are becoming more prominent. The DIGI Linerless Labeller offers an eco-friendly solution that can reduce your waste product by up to 40%, lower your carbon footprint and save your company money in disposal of waste produce.



“Plug and Play” Electrical Box

To allow ease of maintenance and flexibility, each labelling station has its own electrical box. This allows the labelling stations to be added to the line at any time after the initial installation. Each Labelling Station has its own Electrical Box, allowing full flexibility and ease of movement, with reduced installation and setup times. It also allows a maximum of 10 Labelers to be fitted to the HI-700 HS, including Top, Bottom and Total printers.